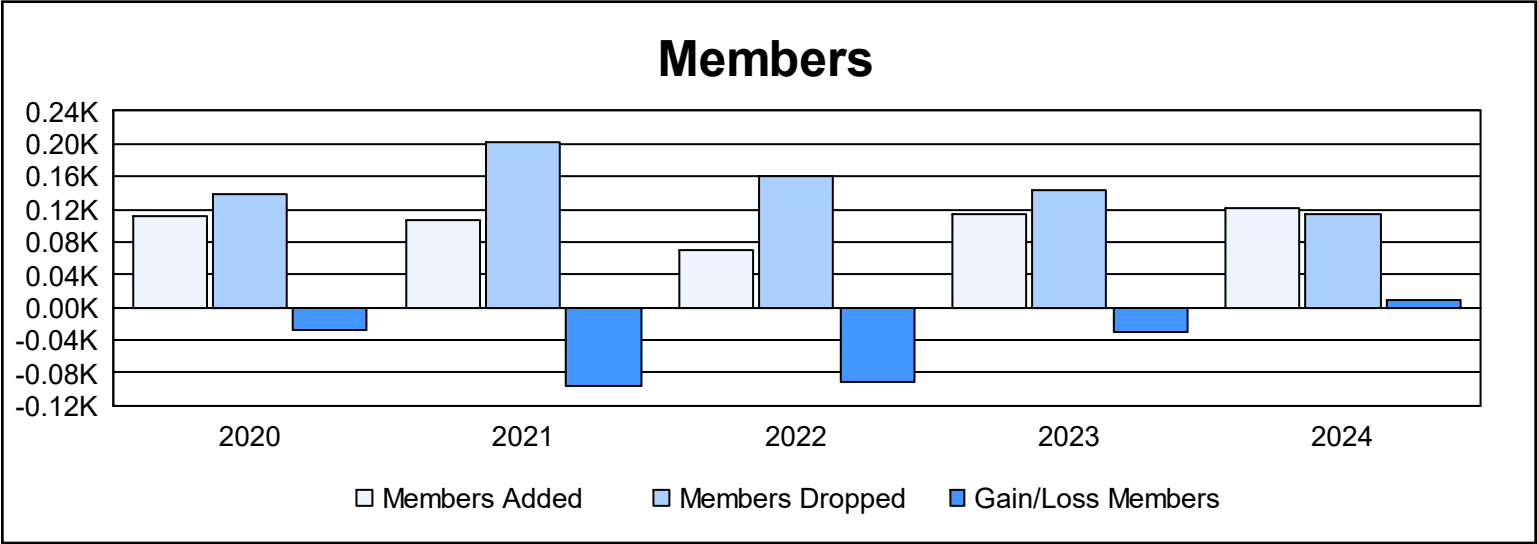
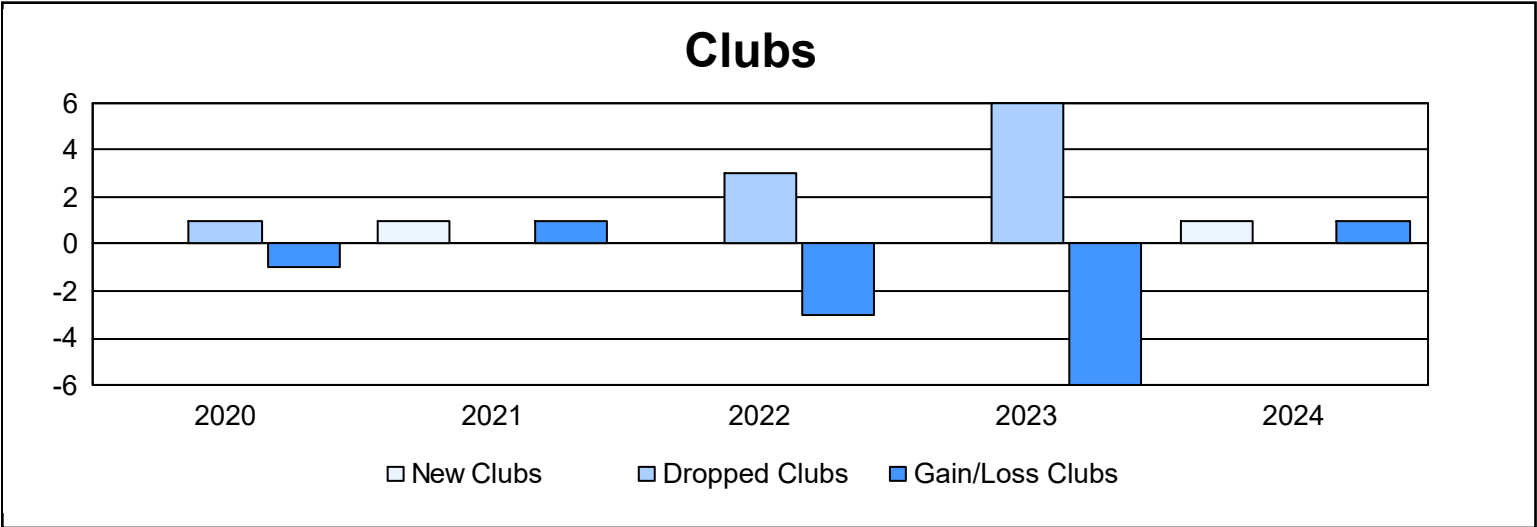
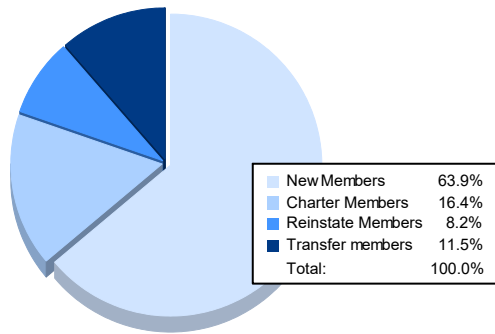


| Year | New Clubs | Dropped Clubs | Gain/ Loss Clubs | New Members | Charter Members | Reinstate Members | Transfer Members | Total Member Added | Total Members Dropped | Gain/ Loss Members |
|-----------|-----------|---------------|------------------|-------------|-----------------|-------------------|------------------|--------------------|-----------------------|--------------------|
| 2019-2020 | 0 | 1 | -1 | 104 | 0 | 6 | 2 | 112 | 139 | -27 |
| 2020-2021 | 1 | 0 | 1 | 44 | 46 | 9 | 8 | 107 | 202 | -95 |
| 2021-2022 | 0 | 3 | -3 | 51 | 0 | 11 | 7 | 69 | 160 | -91 |
| 2022-2023 | 0 | 6 | -6 | 101 | 0 | 8 | 5 | 114 | 143 | -29 |
| 2023-2024 | 1 | 0 | 1 | 78 | 20 | 10 | 14 | 122 | 113 | 9 |
| Average | 0 | 2 | -2 | 76 | 13 | 9 | 7 | 105 | 151 | -47 |



Membership Composition June 2024 Cumulative



Gender Composition June 2024 Cumulative

